




Sentence changers

20 CARDS TO RAISE GRAMMATICAL AWARENESS

USA ESTAS TARJETAS PARA TRABAJAR: SENTENCE ORDER, DIFFERENT TENSES, SINGULAR-PLURAL, ADVERBS, ORDER OF ADJECTIVES, COORDINATE SENTENCES, SYNONYMY & ANTONYMY, CONTRACTIONS...

- IMPRÍMELAS Y ÚSALAS EN ESTACIONES DE APRENDIZAJE, EN GRUPOS, O EN PAREJAS.
- PÉGALAS POR EL AULA Y ORGANIZA UN GALLERY WALK: TUS ALUMNOS TENDRÁN UN TIEMPO LIMITADO PARA HACER TANTAS "SENTENCE CHANGERS" COMO PUEDAN.
- PROYÉCTALAS Y DÉJALES UN TIEMPO COHERENTE PARA QUE HAGAN LOS CAMBIOS OPORTUNOS.
- REPARTE UNA TARJETA A CADA ALUMNO Y ORGANIZA UN QUIZ QUIZ TRADE.
- THE SKY IS THE LIMIT!



Sentence changers


**A LITTLE DOG SAT UNDER
A TREE.**

**1. Use an adjective to describe
the tree**

**2. Add another adjective to
describe the dog**

**3. Change the subject so that
it's a different animal**

**4. Change the sentence so that
it happens in the present**



Sentence changers

EXAMPLES


A LITTLE DOG SAT UNDER A TREE.

A LITTLE DOG SAT UNDER A LEAFY TREE.

A CUTE LITTLE DOG SAT UNDER A LEAFY TREE.

A CUTE LITTLE BUNNY SAT UNDER A LEAFY TREE.

A CUTE LITTLE BUNNY SITS UNDER A LEAFY TREE.



Sentence changers


**THE FRIDGE IS FULL OF
APPLES AND BANANAS.**

**1. Use an adjective to describe
the fridge**

**2. Change the sentence so that
there is more than one fridge**

**3. Use another "and" and add
some more food**

**4. Transform the sentence into
a question**



Sentence changers


**WHERE IS THE RED
T-SHIRT?**

**1. Change the color which
modifies the t-shirt**

2. Change the piece of clothing

**3. Add an extra adjective apart
from the color**

**4. Provide an answer to the
question**



Sentence changers


**IT'S DIFFICULT TO REMEMBER
ALL THESE MATH CONCEPTS.**

**1. Change the "it's" so it's not
contracted**

**2. Change "difficult" by a
synonym**

**3. Change the verb by another
one which makes sense**

**4. Change the sentence so that
it happens in the past**



Sentence changers


**MY COUSIN SLEPT ON THE
FLOOR.**

**1. Change the prepositional
phrase**

**2. Change the possessive
pronoun**

**3. Change the sentence so that
it's past continuous**

**4. Use "because" and provide a
reason**



Sentence changers


THE OLD LADY DANCED ALL NIGHT.

1. Add an adverb to describe how she danced

2. Change "all night" by another time adverbial

3. Change the sentence so that there is more than one lady

4. Add another adjective apart from "old"



Sentence changers


**WE WILL BUY A DARKER
CARPET FOR THE BEDROOM.**

1. Contract "we will"

**2. Change "darker" by its
antonym**

3. Change the direct object

**4. Add "but" and provide a
contrasting sentence**



Sentence changers


"WHEN IS THE HISTORY TEACHER COMING?" SHE ASKED.

1. Change "asked" by a different verb with a similar meaning

2. Change the subject

3. Change the question so that it's past continuous

4. Change "coming" by another verb which makes sense



Sentence changers


**THE BOY PREPARED SANDWICHES
FOR THE PARTY.**

**1. Change the direct object so
that it's a different food**

**2. Transform the sentence into a
negative one**

3. Change the subject

**4. Change the prepositional
phrase**



Sentence changers


HIS FATHER LOOKED HAPPY.

1. Change the sentence so that it means the opposite

2. Change the subject so that it's a different member of the family

3. Change the sentence so that it happens in the present

4. Add "because" and provide a reason



Sentence changers


**2 DAYS AGO, WE ATE WAFFLES
AND WE DRANK COFFEE.**

1. Change the subject

2. Change the time adverbial

**3. Add a prepositional phrase
with "in" to show the place
where it happened**

**4. Transform the sentence so
that it's past continuous**



Sentence changers


**THE SHOP WILL SELL DOLLS AND
KITES.**

**1. Add an adjective to describe
the direct object**

**2. Add another item that the
shop will sell**

**3. Transform the sentence into
negative**

**4. Add a time adverbial at the
end**



Sentence changers


**DOES THE HOTEL GIVE CLEAN
TOWELS TO THE GUESTS?**

**1. Change the sentence so that
there is more than one hotel**

**2. Change "clean" by another
adjective**

**3. Add another item apart from
towels**

**4. Change the question so that it
refers to the future**



Sentence changers


**I HAVE RECENTLY SEEN A MOVIE
ABOUT VIKINGS.**

1. Change the adverb

2. Change the subject

**3. Change what the movie is
about**

**4. Add "and" at the end and
provide extra information**



Sentence changers


THERE ARE FIVE DESKS AND TWO CHAIRS IN THE LIBRARY.

1. Change the place adverbial

2. Add an adjective to describe the desks

3. Change the sentence so that it refers to the past

4. Transform the sentence into a question



Sentence changers


**THE CHILDREN WERE PRACTICING
HANDBALL IN THE AFTERNOON.**

**1. Change the direct object so
that it's a different sport**

**2. Add an adjective to describe
the subject**

**3. Add an extra prepositional
phrase**

**4. Add an adverb to describe
how they were practicing it**



Sentence changers

**I HAD TO TAKE A BUS TO GET TO
THE CONFERENCE.**

**1. Change the verb so that it
refers to the future**

**2. Add an adjective to describe
the conference**

**3. Replace the direct object by a
different means of transport**

**4. Add "because" and provide a
reason**



Sentence changers


**THEY WERE NOT USING THE
COMPUTERS AT THAT MOMENT.**

1. Contract "were not"

2. Change the direct object

**3. Add an adjective to describe
the direct object**

4. Change the time adverbial



Sentence changers


THAT PINK ARMCHAIR IS VERY EXPENSIVE.

1. Change the subject so that it's a different piece of furniture

2. Transform the sentence into a negative one

3. Change "expensive" by an antonym

4. Add "but" and provide a contrasting sentence



Sentence changers

**HER GRANDFATHER IS RESTING ON
THAT SOFT SOFA.**

**1. Change the possessive
pronoun**

**2. Change the verb so that it's
simple present**

**3. Add an extra adjective to
describe the sofa**

4. Add a time adverbial



CONDICIONES DE USO TERMS OF USE



Este documento es para uso personal. No está permitida su distribución. No está permitido el uso de este documento para fines comerciales. No está permitida la edición o modificación del documento sin permiso expreso del autor.

All rights reserved by author. By downloading this item, you agree to the following: This product is for personal use only. No part of this document may be distributed, posted on the internet, sold or edited without permission of the author.

¡MUCHAS GRACIAS POR INTERESARTE POR ESTE DOCUMENTO!
THANK YOU FOR YOUR INTEREST IN THIS DOCUMENT!

PÁSATE POR MI CUENTA DE IG SI QUIERES DESCUBRIR MÁS
TAKE A LOOK AT MY IG TO FIND OUT MORE



@teachingteacup

CRÉDITOS CREDITS



¡QUE LO DISFRUTES!
ENJOY IT!

@TEACHINGTEACUP 

